

# THE METHOD MADE EVEN MORE DEADLY

Spotted Fin's **Russell Grimes** talks us through the new Method Ready ranges that make this popular tactic even simpler and more effective

**W**HEN it comes to commercial fishing tactics, the Method feeder is arguably the best and most deadly you can use.

Having caught countless fish over the years, it is one of those techniques that produces the goods wherever it is used.

The only downside to this terrific tactic is that, as there are so many ways to fish it, there are also just as many ways to get things wrong. Correct bait preparation being a stumbling block for many. That was until Spotted Fin released the

Method Ready Range. It does exactly what it says on the tub. It's a collection of products that are primarily designed to fish with the Method feeder and which can be used straight out of the resealable tub, making this ever popular tactic completely fool-proof.

To take this popular range even further, we have now released the Method Ready Groundbaits and Method Ready Bait Soaks, as well as two new flavours – G02 F1 and Halibut – to complement the original Method Ready Pellet Range. ►





## HOW TO USE A METHOD MOULD



**1** Fill the Method mould with Smokey Jack Method Ready Pellets



**2** Now place the Smokey Jack Soft Hook Pellet hookbait in the centre of the mould



**3** Cover the hookbait with another layer of Smokey Jack Method Ready Pellets



**4** Place the feeder on top and press down in to the mould to load it with the pellets



**5** The perfectly loaded Method feeder is now ready to be cast out



### Making the Method easy

The initial concept was to make Method feeder fishing easier for everyday anglers. We had already launched the G02 range, aimed at match anglers, but felt that we needed a range that kept things simple for pleasure, club and match anglers alike.

With a lot of anglers, especially those new to the sport, struggling to prepare their Method feeder pellets correctly, our Method Ready Range was perfect for these guys. A range of pre-flavoured and coloured micro pellets that were not only ready to use straight from the tub, but also have a six-month shelf life, so they would last a number of sessions. With no preparation required, the Method became simplicity itself, regardless of your fishing experience. And I am proud to have been instrumental in their conception.

We wanted to get them perfect, so although their development took a while, our tireless work behind the scenes has paid off in spades, as the range has now enabled anglers to bank thousands of pounds of fish since their launch.

Initially, because our three main boilies were The Catalyst, Classic Corn and Smokey Jack, these were the first pellet flavours we made. We then added a fourth – Sweet Meat

– as these were all tried and tested flavours from our carp range. I don't think it matters what size a carp is. If they like a particular bait, they will actively seek it out and as these flavours had accounted for a massive number of 'lumps', it was a no-brainer to add these flavours to the match/pleasure range.


### No preparation required

As the name suggests, these pellets are ready to go as soon as you arrive at your swim. Unlike other bait manufacturers, where you may have to add a liquid or water to prepare the bait, these are designed to be used straight out of the tub.

They have been developed to be sticky enough to adhere perfectly to a Method feeder, but not so sticky that they don't breakdown once in the water.

They also keep their shape once in the water, breaking down slowly over time, unlike some pellets that turn to nothing more than dust within minutes.

Although these moist 2mm flavoured and coloured pellets are designed to be fished with a Method feeder, they are also ideal for fishing through an open-ended feeder, cupping in, pole potting, sprinkle potting or squeezed into small balls and fed by hand.




The 2kg tubs of Method Ready micro pellets in four flavours have a shelf life of six months




Wafers and Soft Hook Pellets from the G02 range go on the business end of your rig

## HOW TO HAIR RIG A SOFT HOOK PELLET ON A BAIT BAND



**1** Thread a Soft Hook Pellet on to a baiting needle and hook the bait band



**2** Carefully push the Soft Hook Pellet on to the bait band, making sure it doesn't split



**3** The band will grip the hookbait in place so it is secure to cast out

**"We needed a range that kept things simple for pleasure, club and match anglers alike"**



### Method ready groundbait

To complement the highly successful Pellet Ready range, we have now added two Method Ready Groundbaits in our top flavours – Catalyst and Classic Corn.

Although they are called Method Ready Groundbait, these products are actually a 50:50 combination of micro pellets and groundbait. This classic bait combination is another that has accounted for huge weights over the years.

I believe the addition of groundbait helps the loosefeed bind better and takes slightly longer to breakdown.

This is perfect when, for example, I am fishing on a large water where I may be casting less regularly, targeting bigger fish.

Method Ready Groundbait gives me the best of both worlds. Again, highly versatile, meaning it isn't just for use with the Method feeder, it has all the great qualities that the Method Ready Pellets bring.

With a long shelf life, you can use as much or as little as you want and then simply replace the lid and take the rest home, safe in the knowledge the bait will be just as fresh for the next session.

Like the Pellets, Method Ready Groundbait allows for endless presentations and tactics all from one 2kg, resealable tub.

### Baits for the hook

With the loosefeed payload taken care of, what you put on the hook is what will make all the difference to catching a lot or a little.

Today, I have come to the popular day-ticket fishery, Float Fish Farm in Peterborough, where I am fishing on Two Islands.

This prolific lake is crammed with fit-fighting fish including some very, very big carp! With this in mind, I have packed two different hookbaits from the G02 range – Wafers and Soft Hook Pellets.

The Wafers have again been in our match range for quite a while and have definitely cemented their place in the pantheon of great match hookbaits, especially when it comes to fishing the Method feeder.

Hi-viz, they are perfect for carp of all sizes, as well as bream, skimmers, tench and stillwater barbel.

The second hookbaits I've brought are Soft Hook Pellets. These are a pre-prepared expander pellet, which are again available in ►



a number of different flavours and two sizes – 6mm and 8mm. The problem with expanders, like loosefeed Method pellets, is they can be difficult and time consuming to prepare. They either need to be pumped or prepped overnight and kept in a plastic bag in the fridge. This leaves a lot to go wrong, especially among less experienced anglers.

By having a range of soft juicy pellets, ready to go out of the tub, you have fool-proof baits that will catch from the off.

When it comes to how I fish them, I tend to select a size relevant to what I'm fishing for. Today, as it's mostly carp, I am using the 8mm pellets. If I was after FIs or skimmers, I'd use the 6mm versions.

By using a bait band hair-rigged on to my Method feeder's hooklink, I am able to either band a Waffer, or pull the band through one,

two or even three Soft Hook Pellets if I want.

I tend to match the hatch regarding hookbaits. I like to use a Smokey Jack Soft Hook Pellet with Smokey Jack Method Ready Groundbait or Pellets. That said, as all these ranges are shelf-life, you can carry a few tubs and pots with you and simply mix and match on the day, to see what combination brings the quickest bites.

## Boost with Bait Soaks

The final part of my Method feeder puzzle is Method Ready Bait Soaks.

I use these when I am fishing a lake where there is a 'fishery-only pellets' rule.

To get the most out of these Bait Soaks, I simply pour a quantity of dry pellets into a bait tub prior to covering them with one of the four Bait Soaks in the range. The pellets are then left to stand for 15 minutes, until the pellets have taken on all the Bait Soak, flavouring and colouring them in the process.

You now have the exact same flavour combination as you do with the Method Ready Pellet and Method Ready Groundbait range, using only the fishery's pellets, as the rules dictate. These Method Ready Bait Soaks are also ideal for those who like to prepare their own loosefeed, rather than using a premix combination.

The Method Ready ranges from Spotted Fin are designed to make a deadly and highly effective tactic even better.

They're that good, you could say that it's not really fair on the fish!



Bait Soaks are excellent for boosting fishery own pellets with flavour

## BAITS FEATURED

**Loosefeed** Spotted Fin Method Ready Pellets & Method Ready Groundbait

**Hookbaits** Spotted Fin GO2 Waffers & GO2 Soft Hook Pellets

**Liquids** Spotted Fin Method Ready Bait Soak



The expanded Method Ready range means that quality fish are never far away from being hooked